

Castlebar Park

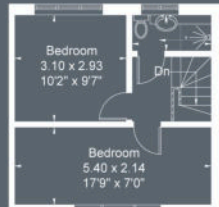
Approximate Gross Internal Area = 132.2 sq m / 1423 sq ft

Shed = 7.4 sq m / 79 sq ft

Total = 139.6 sq m / 1502 sq ft

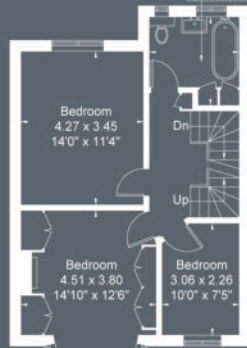


Ground Floor
51.8 sq m / 557 sq ft
Shed
7.4 sq m / 79 sq ft



Second Floor
28.6 sq m / 308 sq ft

Shower Room
2.20 x 1.00
7'3" x 3'3"



First Floor
51.8 sq m / 557 sq ft

Bathroom
2.54 x 2.47
8'4" x 8'1"

Although every attempt has been made to ensure accuracy, all measurements are approximate.
The floorplan is for illustrative purposes only and not to scale.

© www.perspective.co.uk






CASTLEBAR PARK

W5 1DA

£1,175,000

A lovely family home with an excellent garden and exceptionally good size living accommodation arranged over three floors.




T. 020 8998 0009
 E. HELLO@MYSAINTS.LONDON
 A. 78 PITSHANGER LANE, LONDON W5 1QX
 W. MYSAINTS.LONDON

